

Façade elements

CONCRETE INSIDE SILL

Concrete element that creates a projection and is used in a low sealing system of a joinery.



MANUFACTURE

- Concrete composition: cement; sand; gravel; water; adjuvant.
- Finishings: immediat demoulding.
- Resistance and exposure class: C35/45, X0.

APPLICATION

Fixation with MTA fixing bolt anchor zinc-plated shaft and clip, male, for heavy loads.

BENEFITS

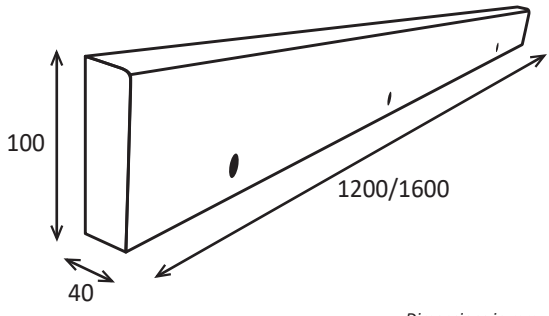
- Compribande® gasket support.
- Durability.
- Custom manufacture.
- Ready to paint.

PRODUCT INFORMATION

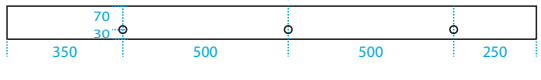
Reference	Designation	X (mm)	Y (mm)	Z (mm)	Unit weight (kg Δ±5%)	Resistance and exposure class
RJ001	Concrete inside sill 1	40	100	1200 / 1600	10	C35/45, XC4
RJ002	Concrete inside sill 2	40	140	1500	13,5	C35/45, XC4
RJ003	Concrete inside sill 3	30	50	1220	3,5	C35/45, XC4
RJ004	Concrete inside sill 4	40	200	1700	19	C35/45, XC4
RJ005	Concrete inside sill 5	60 / 47	100	1300	12	C35/45, XC4
RJ006	Concrete inside sill 6	30	35	1000	2,5	C35/45, XC4
RJ007	Concrete inside sill 7	10 / 30	100	1000	5	C35/45, XC4
RJ008	Concrete inside sill 8	60	40	2000	5,7	C35/45, XC4
RJ009	Concrete inside sill 9	100	160 / 155	1070	38	C35/45, XC4
RJ010	Concrete inside sill 10	50	160	1120	19	C35/45, XC4
RJ011	Concrete inside sill 11	40	120	1500	11,3	C35/45, XC4
RJ012	Concrete inside sill 12	90	110	1030/1130/1330	20,2	C35/45, XC4
RJ013	Concrete inside sill 13	65 / 40	100 / 50	1500	12,5	C35/45, XC4
RJ014	Concrete inside sill 14	50	50	1500	6	C35/45, XC4
RJ015	Concrete inside sill 15	65	50	1500	7,6	C35/45, XC4
RJ016	Concrete inside sill 16	60	100	1060	13	C35/45, XC4
RJ017	Concrete inside sill 17	40	160	1500	15	C35/45, XC4
RJ018	Concrete inside sill 18	40	80	1500	7,5	C35/45, XC4
RJ019	Concrete inside sill 19	50/40	100	1100	12,7	C35/45, XC4
RJ020	Concrete inside sill 20	50	240	1010	28,5	C35/45, XC4
RJ021	Concrete inside sill 21	60	100	1500	14	C35/45, XC4
RJ022	Concrete inside sill 22	60 / 50	70	1260	12,2	C35/45, XC4
RJ023	Concrete inside sill 23	60 / 50	130	1260	22,9	C35/45, XC4
RJ024	Concrete inside sill 24	75	120	1180	19	C35/45, XC4

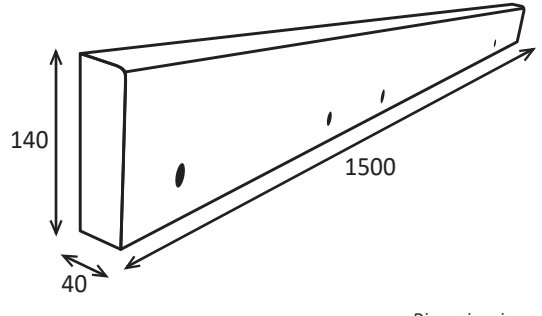
NB: Product liability is limited to the supplied product quality, and the guarantee ends whenever there's a misuse or a neglected use. All complaints concerning the appearance of the products must be done before application. We remind you that the application means that the product is fine.

Façade elements




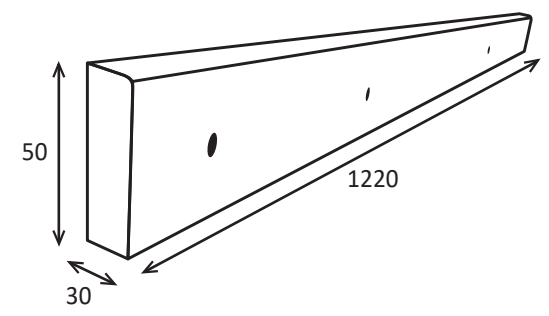
Dimensions in mm

Fixings			
			
Ref.	RJ001	Weight (Kg) $\Delta\pm 5\%$	10

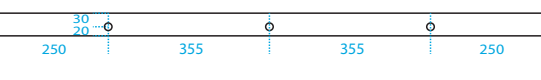


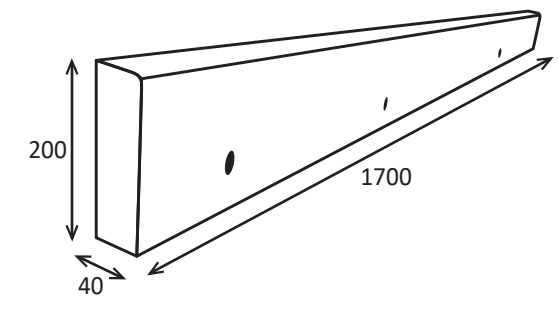
Dimensions in mm

Fixings			
			
Ref.	RJ002	Weight (Kg) $\Delta\pm 5\%$	13,5




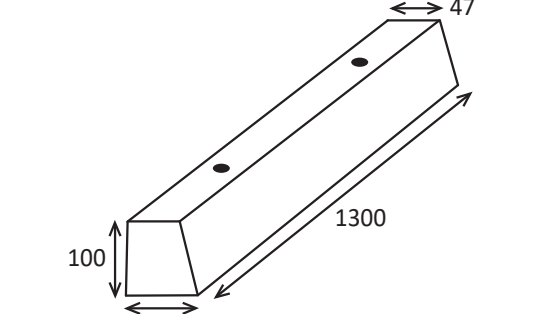
Dimensions in mm

Fixings			
			
Ref.	RJ003	Weight (Kg) $\Delta\pm 5\%$	3,5




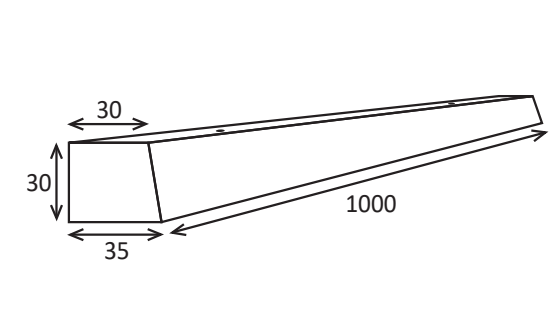
Dimensions in mm

Fixings			
			
Ref.	RJ004	Weight (Kg) $\Delta\pm 5\%$	19




Dimensions in mm

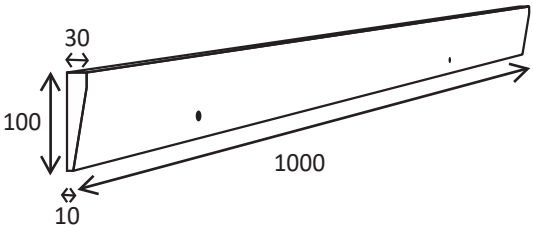
Fixings			
			
Ref.	RJ005	Weight (Kg) $\Delta\pm 5\%$	12



Dimensions in mm


Fixings			
			
Ref.	RJ006	Weight (Kg) $\Delta\pm 5\%$	2,5

Façade elements

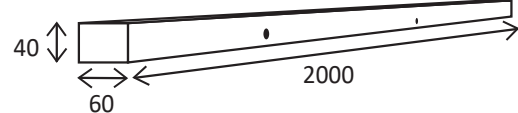


Dimensions in mm

Fixings			
---------	--	--	--




Ref.	RJ007	Weight (Kg) $\Delta\pm 5\%$	5
------	-------	-----------------------------	---

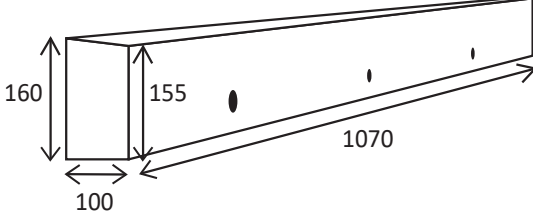


Dimensions in mm

Fixings			
---------	--	--	--




Ref.	RJ008	Weight (Kg) $\Delta\pm 5\%$	5,7
------	-------	-----------------------------	-----

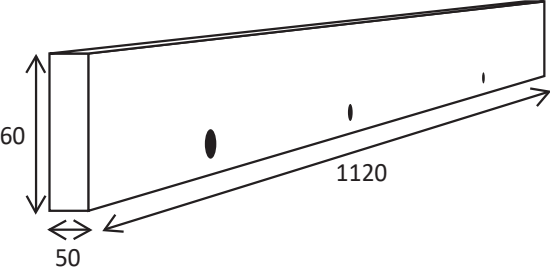


Dimensions in mm

Fixings			
---------	--	--	--

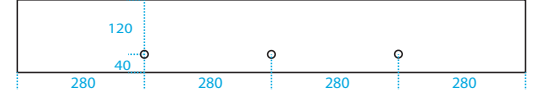


Ref.	RJ009	Weight (Kg) $\Delta\pm 5\%$	38
------	-------	-----------------------------	----

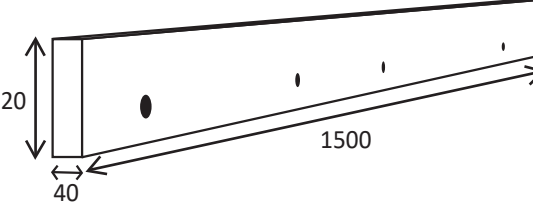


Dimensions in mm

Fixings			
---------	--	--	--




Ref.	RJ010	Weight (Kg) $\Delta\pm 5\%$	19
------	-------	-----------------------------	----

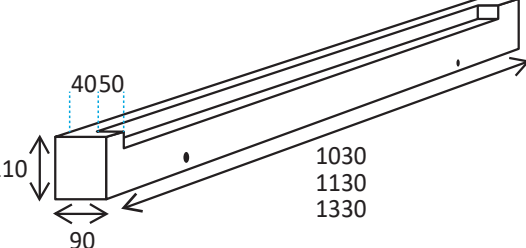


Dimensions in mm

Fixings			
---------	--	--	--




Ref.	RJ011	Weight (Kg) $\Delta\pm 5\%$	11,3
------	-------	-----------------------------	------



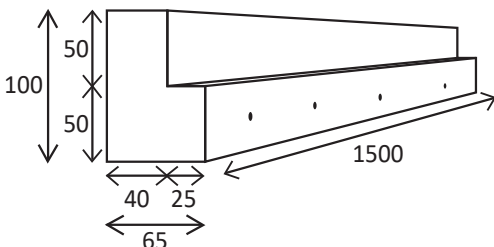
Dimensions in mm

Fixings			
---------	--	--	--




Ref.	RJ012	Weight (Kg) $\Delta\pm 5\%$	20,2
------	-------	-----------------------------	------

Façade elements

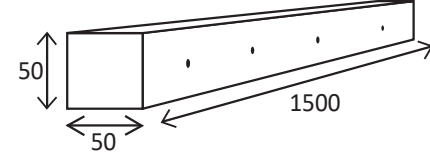


Dimensions in mm

Fixings




Ref.	RJ013	Weight (Kg) $\Delta\pm 5\%$	12,5
------	-------	-----------------------------	------

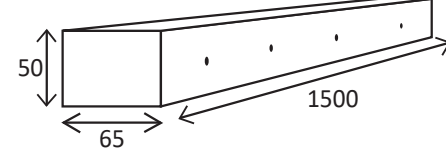


Dimensions in mm

Fixings




Ref.	RJ014	Weight (Kg) $\Delta\pm 5\%$	6
------	-------	-----------------------------	---

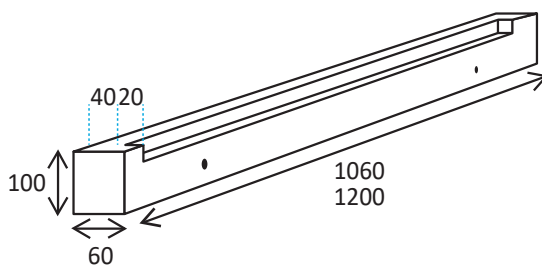


Dimensions in mm

Fixings

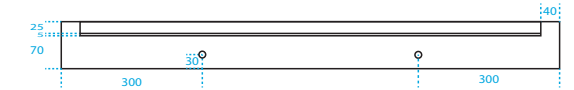


Ref.	RJ015	Weight (Kg) $\Delta\pm 5\%$	7,6
------	-------	-----------------------------	-----

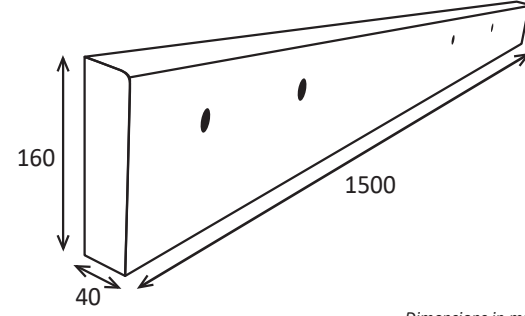


Dimensions in mm

Fixings




Ref.	RJ016	Weight (Kg) $\Delta\pm 5\%$	13
------	-------	-----------------------------	----

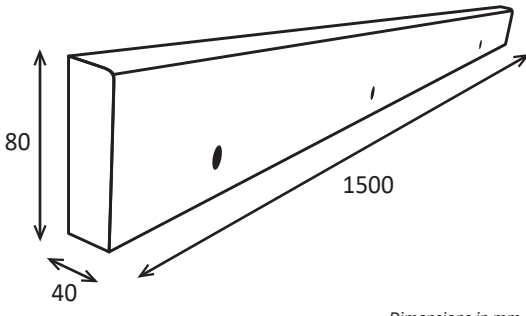


Dimensions in mm

Fixings

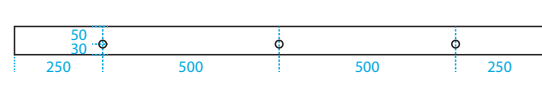


Ref.	RJ017	Weight (Kg) $\Delta\pm 5\%$	15
------	-------	-----------------------------	----



Dimensions in mm

Fixings



Ref.	RJ018	Weight (Kg) $\Delta\pm 5\%$	7,5
------	-------	-----------------------------	-----

Façade elements

Top view:

Profile view:

Dimensions in mm

Fixings

Ref.	RJ019	Weight (kg) $\Delta\pm 5\%$	12,7
------	-------	-----------------------------	------

Dimensions in mm

Fixings

4 douilles M8 par pièce pour fixation chimique.

Ref.	RJ020	Weight (kg) $\Delta\pm 5\%$	28,5
------	-------	-----------------------------	------

Dimensions in mm

Fixings

Ref.	RJ021	Weight (kg) $\Delta\pm 5\%$	14
------	-------	-----------------------------	----

Top view:

Profile view:

Dimensions in mm

Fixings

Ref.	RJ022	Weight (kg) $\Delta\pm 5\%$	12,2
------	-------	-----------------------------	------

Top view:

Profile view:

Dimensions in mm

Fixings

Ref.	RJ023	Weight (kg) $\Delta\pm 5\%$	22,9
------	-------	-----------------------------	------

Dimensions in mm

Fixings

Ref.	RJ024	Weight (kg) $\Delta\pm 5\%$	19
------	-------	-----------------------------	----