


Wall copings

**FLAT TOP
WALL
COPING**



MANUFACTURE

- Concrete composition: cement; sand; gravel; water; adjuvant.
- Wall coping made in reinforced concrete.

APPLICATION

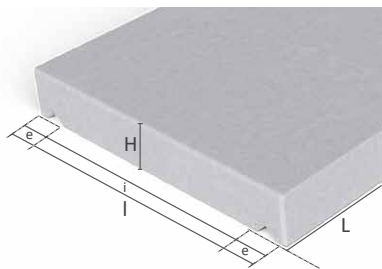
Seal the coping to the wall with adhesive mortar or polymer. It is recommended to use adhesive between the copings. The distance between the wall and the coping edge must be equal or superior to 40mm.

BENEFITS

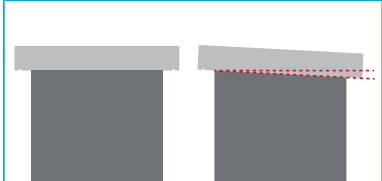
- Easy to install.
- Durability.
- Aesthetic.
- Available in grey and white.

PRODUCT INFORMATION									
Reference	Designation	Dimensions (mm)				Unit weight (kg $\Delta\pm 5\%$)	Unit / pallet	Wall (mm)	Resistance and exposure class
		I x L	e	i	H				
CH010	Chaperon plat 24	240 x 1000	30	180	45	23	40	100	C25/30, XC1
CH011	Chaperon plat 28	280 x 1000	30	220	40	24	30	150	C25/30, XC1
CH012	Chaperon plat 32	320 x 1000	30	260	40	28	30	200	C25/30, XC1
CH013	Chaperon plat 46	460 x 1000	30	400	45	44	20	330	C25/30, XC1
CH014	Chaperon plat 50	500 x 500	30	440	40	22	40	400	C25/30, XC1

NB: Product liability is limited to the supplied product quality, and the guarantee ends whenever there's a misuse or a neglected use. All complaints concerning the appearance of the products must be done before application. We remind you that the application means that the product is fine.



2 kind of installation:



On straight wall On a wall with slope